

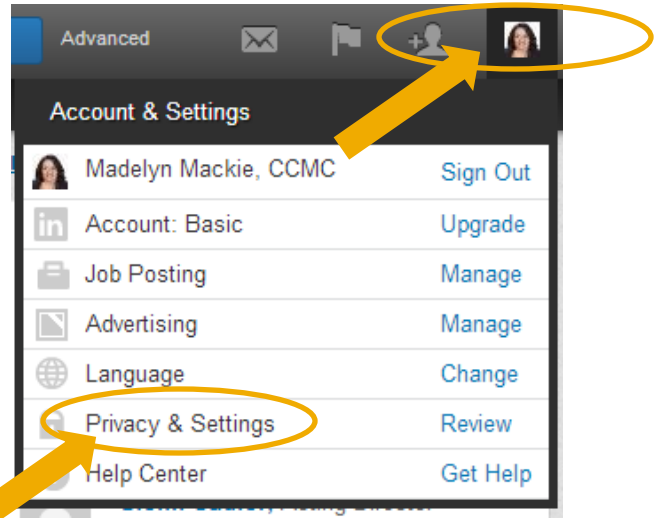
# LinkedIn Tip



❑ Turn off activity broadcasts before you make significant changes to your profile.

## Step 1:

Hover over your photo in the upper right hand corner. If you do not have a photo, it will be a grey silhouette.

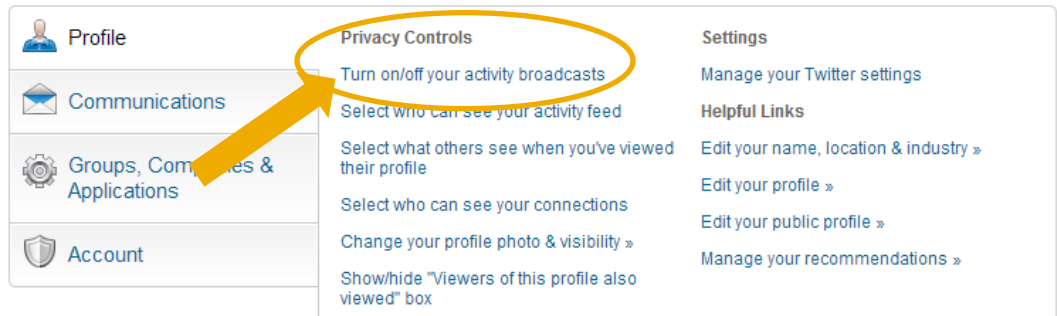


## Step 2:

Select Privacy & Settings – LinkedIn will ask you to confirm your user name and password.

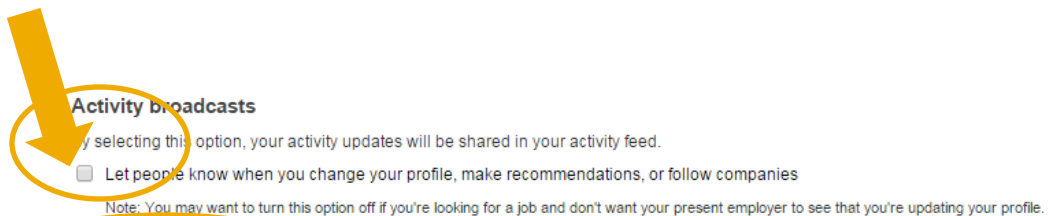
## Step 3:

Select Turn on/off activity broadcasts



## Step 4:

Uncheck “Let people know when you change your profile...”



## Step 5:

Click “Save Changes”

